



1H20 Results

27.07.2020

DISCLAIMER

This document has been prepared by PHAROL, SGPS S.A. (the "Company"), and is being supplied to you for information purposes only. This document does not constitute or form part of, and should not be construed as, an offer or invitation to subscribe for or purchase any securities.

The information in these materials are provided as of the date of this presentation. The Company are under no obligation to update or keep current the information contained in this document. No representation or warranty, express or implied, is made as to, and no reliance should be placed on, the truthfulness, completeness, fairness, adequacy, accuracy or correctness of the information or opinions contained herein and any reliance you place on them will be at your sole risk.

The information contained herein does not constitute investment, legal, accounting, regulatory, taxation or other advice and the information does not take into account your investment objectives or legal, accounting, regulatory, taxation or financial situation or particular needs. You are solely responsible for forming your own opinions and conclusions on such matters and the market and for making your own independent assessment of the information.

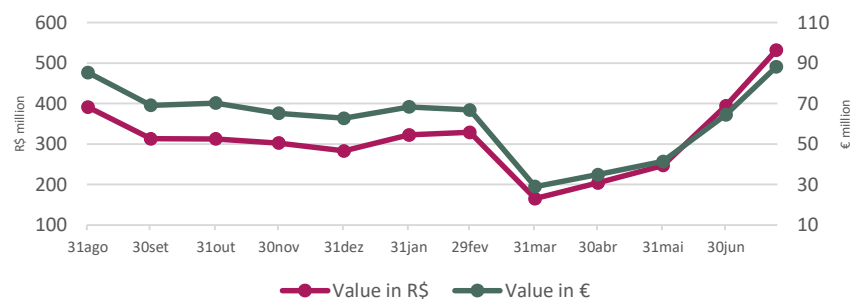
The Company, its directors, members, managers, consultants and employees, do not accept any liability whatsoever for any claim or loss howsoever arising, directly or indirectly, from the use of this document or its contents, or otherwise arising in connection with this document.

Asset portfolio as of 30/06/2020

Stake in Oi

- Shares held: 328,059,859 (5,51%)
 - 326,259,859 ordinary shares
 - 1,800,000 preferential shares
- Market value: Eur. 65M (Eur. 89M July 24th)

PHAROL's stake in Oi (12M)



Rio Forte Debt

- Nominal value: €897m
- Fair value: €63m
- Status: asset disposal underway and claims under verification

Cash

- Deposits: €21.9m
- Net cash: €4.4M

Other current issues

- Litigations
 - Against former Executive Directors
 - Against former Auditor
 - CMVM penalty
- Remote contingencies
 - Tax contingencies responsibility of Oi
 - Rio Forte/ESI
 - CVM Brasil

Financial Highlights as of 30/06/2020

Pharol (EUR mill.)	H1 '20	H1 '19
EBITDA	(1.4)	(2.0)
Net Income	(1.7)	24,8
Equity	131.7	131.5*

*Refers to Dec2019

Managing current asset portfolio

- Cooperate with Oi to enhance the operational turnaround and stock valuation
- Follow carefully the liquidation process of Rio Forte to maximize:
 - recovery of defaulted debt in Luxembourg
 - Maximize the current litigations against ex-Board Members and former Auditors
 - Possible indemnities from old Espírito Santo group

Reduce Risks and Contingencies

- Tax contingencies
 - keeping control of guarantees from Oi
 - following litigation
- ESI

Cost reduction, synergy maximization

- Continue strict cost management
- Cash management allowing
 - low risk and
 - funding foreseeable years of litigations
- Explore strategic synergies with other groups

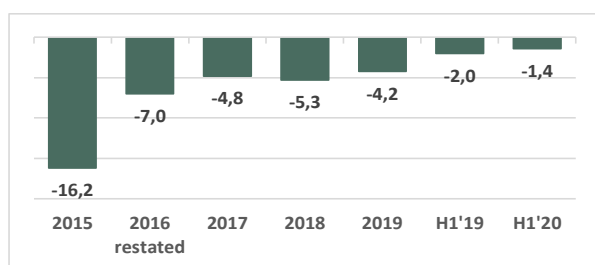
PHAROL FINANCIALS

Over the past 5 years Pharol's P&L essentially reflects the management of Oi's holding and the lawsuits against Rio Forte, former Directors and former Auditor. As such, 2019 EBITDA (-€4.2M) and 1H2020 (-1,4) reflects mostly legal and personnel costs. Net profit over the past years also reflect Oi's stake and Rio Forte assets devaluations.

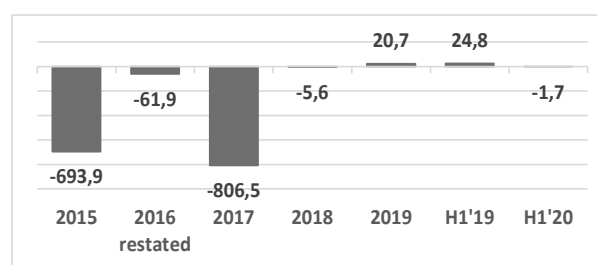
- In 2015, Pharol stake in Oi devalued expressively, as it started being reported at market value rather than accounting value (€612M net loss in JV's and associates)
- In the first half of 2019 the gain registered in P&L essentially refers to gain from the agreement between PHAROL and Oi which resulted in compensation for damages caused to PHAROL in the amount of Euros 36.8 million

- As of June 2020, Pharol's net assets amounted at €109,1M, of which €64,5M (Eur. 89M July 24th) related to Oi's stake (at market value) and €63,2M to its estimation of the recoverable amount of Rio Forte's debt securities. The Company also had a positive net cash position of €4,4M
- Although not registered in the B / S, Pharol incurred losses with: 1) the investment in Oi, and 2) the default on Rio Forte's debt, which resulted in more than 5 billion euros of tax losses that could be used over the next 8 years

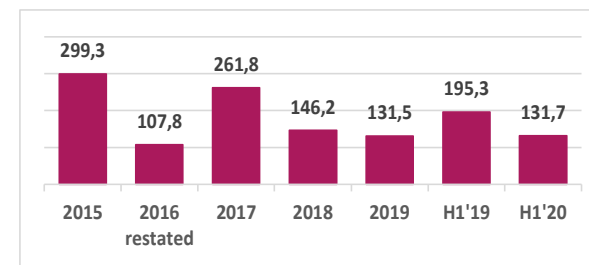
EBITDA (€M)



Net income (€M)



Equity (€M)



Consolidated P&L (€M)								Consolidated B/S (€M)							
	2015	2016 restated	2017	2018	2019	H1'19	H1'20		2015	2016 restated	2017	2018	2019	H1'19	H1'20
SG&A	-9,4	-4,4	-2,7	-3,3	-2,3	-1,2	-0,6	Invest. in JVs and associates	102,2	0,0	0,0	0,0	0,0	0,0	0,0
Staff costs	-3,6	-2,1	-1,9	-1,6	-1,6	-0,8	-0,6	Financial assets	0,0	0,0	167,8	46,9	62,6	120,6	64,5
Direct tax	-3,2	-0,6	-0,3	-0,4	-0,4	-0,1	-0,1	Other assets	141,9	88,1	76,1	76,8	63,5	67,0	63,9
Reported EBITDA	-16,2	-7,0	-4,8	-5,3	-4,2	-2,0	-1,4	Cash	64,9	28,9	25,2	38,1	17,9	22,5	21,9
D&A	-0,1	-0,1	-0,1	-0,1	-0,1	0,0	-0,1	Total assets	309,1	117,0	269,1	161,7	144,1	210,0	150,3
Other net gain/loss	0,2	0,0	2,8	-11,6	12,6	12,6	-0,3	Financial debt	0,1	0,1	0,1	0,1	0,3	0,1	0,2
Operating income	-16,1	-7,1	-2,1	-17,0	8,2	10,6	-1,7	Other Liabilities	9,7	9,2	7,3	15,3	12,3	14,6	18,4
Net gain/loss in fin.assets and	-63,0	-54,4	-11,3	-0,9	25,2	26,7	0,0	Equity	299,3	107,8	261,8	146,2	131,5	195,3	131,7
Net gain/loss in JVs and	-600,2	-	-792,7	0,0	0,0	0,0	0,0	Total liabilities and equity	309,1	117,0	269,1	161,7	144,1	210,0	150,3
Other net financial gain/loss	-14,6	-0,3	-0,4	-0,2	0,0	-0,1	0,0								
Earning before tax	-693,8	-61,8	-806,5	-18,2	33,4	37,3	-1,7								
Net income	-693,9	-61,9	-806,5	-5,6	20,7	24,8	-1,7								



PHAROL

Obrigado.